
Seattle University MS Debate Tournament



Welcome Packet

Saturday November 18, 2023

Version 2.0

Notice: All participants are subject to the participation waiver form posted on the tournament invitation page and must sign this waiver.

Welcome to the Seattle University November 18, 2023 MS Debate Tournament

Please share this document with your students, parents, and judges.

Click on these links to find information on that subject.

- 1. QUESTIONS? SOMETHING I CAN HELP WITH? 3
- 2. EXPECTED WEATHER—BRING WARM CLOTHING 3
- 3. DRIVING TO THE TOURNAMENT? 3**
- PARKING 3
- DROP OFFS and PARKING FOR DISABILITIES PASS..... 4
- 4. LIGHT RAIL 4
- 5. CAMPUS MAP Rounds are in Pigott, Admin, Bannan, Engineering 5

- TOURN. SCHEDULE NOVEMBER 18, 2023 (All times Pacific Coast Time) 6**
- MIDDLE SCHOOL 3 ON 3 PARLI DEBATE 7
- 1. Middle School Topics (November) 7
- 2. Middle School Debating Times 7
- 3. Middle School Debating Rules 7
- PARENTS 8
- JUDGES 8
- COACHES..... 8
- CHECK-IN 9
- WIRELESS..... 9
- LIGHT SNACKS AND LUNCH..... 9
- BATHROOMS 9
- SOMEONE TREAT YOU POORLY? AN ISSUE? A PROBLEM?..... 9

Questions? Please email Jim Hanson at hansonj@seattleu.edu

1. QUESTIONS? SOMETHING I CAN HELP WITH?

Email me, Jim Hanson, at hansonj@seattleu.edu (my other email addresses work as well) or text me on my cell phone at 360-536-1983.

2. EXPECTED WEATHER—BRING WARM CLOTHING

--[Seattle Google Weather](#)

--Dress per your school’s expectations but generally, nice casual or nicer is fine. Not dirty, no wrinkles, no inappropriate messages on clothing.

3. DRIVING TO THE TOURNAMENT?

--Go to the Pigott Building at Seattle University.

--Note that Interstate 5 has slowdowns at all times including on the weekends.

PARKING

--Type in 806 Broadway Seattle into your GPS to get to the Broadway Parking Garage.

--Take the James Street Exit off of Interstate 5.

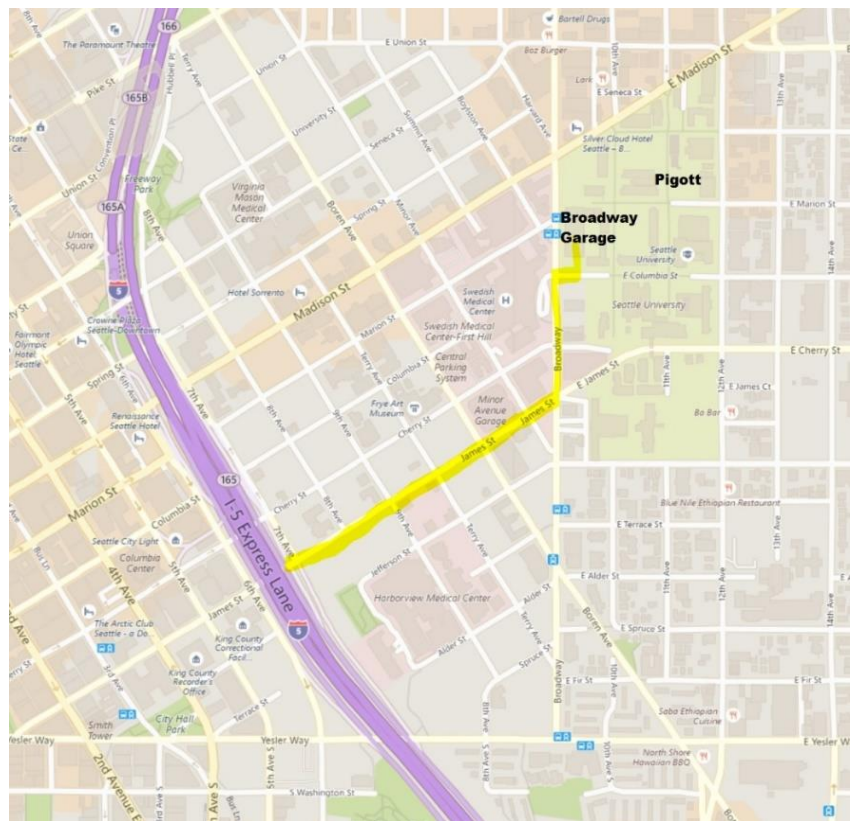
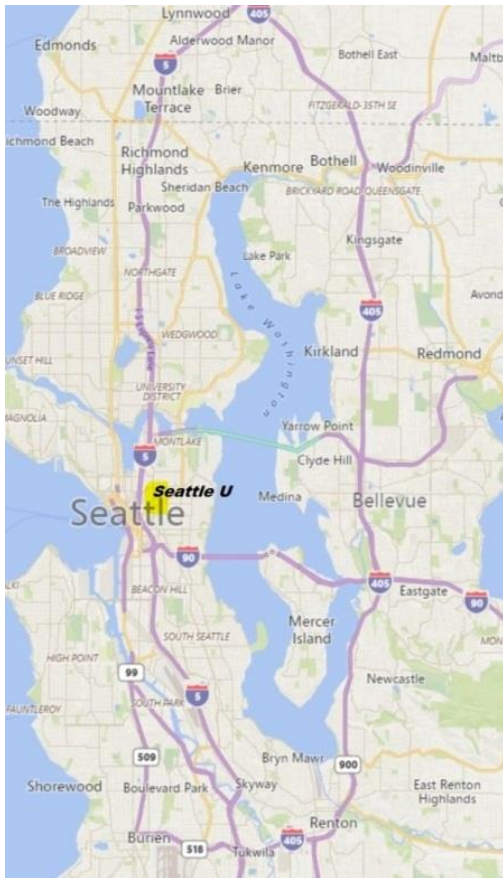
--After exiting, take James Street going east (up the hill, away from downtown).

--Make a left at Broadway.

--Drive on Broadway 2+ blocks, turn right on Columbia, and then make a left to go into the parking lot.

--Walk from the Broadway garage to get to Pigott (go down the hill to the first main walk way, turn left onto that walk way, enter Pigott on the right, then go down the stairs or the elevator to the lobby).

\$20 per day to park. Use the phone app: paybyphone.com . <https://www.paybyphone.com/>



DROP OFFS and PARKING FOR DISABILITIES PASS

- GPS: 963 12th Ave Seattle to get to the drop off point.
- Take the James Street Exit off of Interstate 5.
- After exiting, take James Street going east (up the hill, away from downtown).
- After going down a hill (the road becomes Cherry St), Make a left at 12th.
- Drive on 12th 2+ blocks, then turn left at Marion Street to go into the parking lot.

DROP OFFS

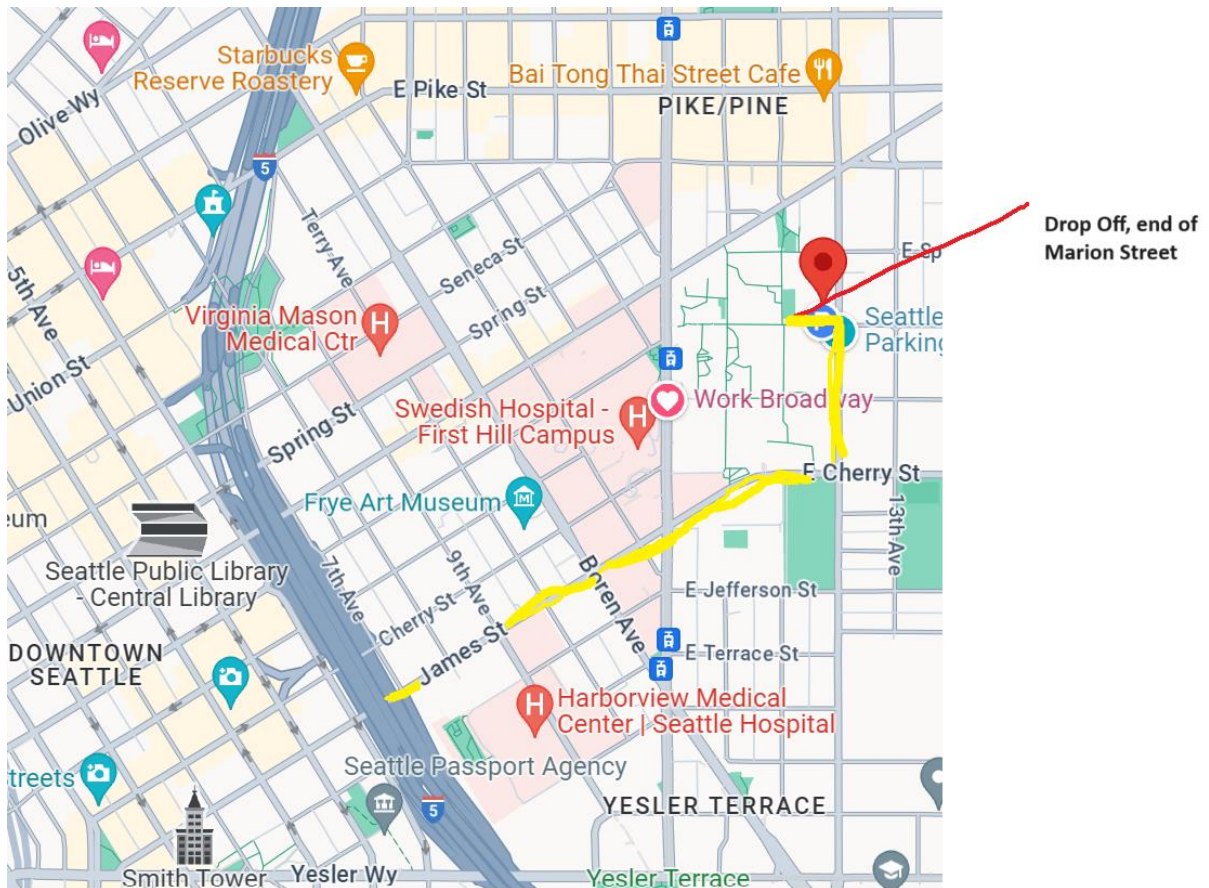
- Go to the end of that road (Marion Street) by the Pigott Parking Lot
- Drop off safely and leave to avoid backups
- Walk to Pigott which is to the right of the drop off point.

DISABILITY PASS

- Go down the road (Marion Street) and turn right into the Pigott Parking Lot
- There are many disability access parking spots
- Walk to Pigott which is to the right of the drop off point.

Person with a disability? Bring disability parking permit to park in the disability access spots in the parking lot near Pigott.

\$20 per day to park. Use the phone app: paybyphone.com . <https://www.paybyphone.com/>

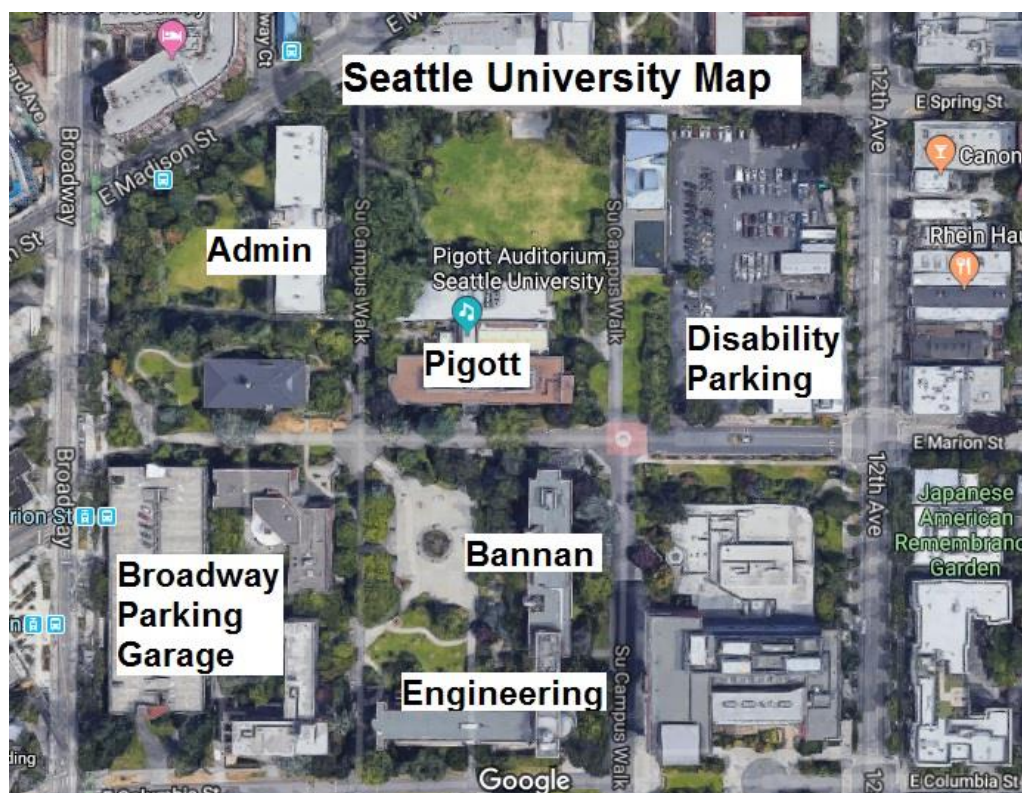


4. LIGHT RAIL

Get out at the Capitol Hill Station and walk south on Broadway. Make a sharp left on Madison, enter the campus on the right.

NOTE: Take care for MAJOR construction on Madison Avenue.

5. CAMPUS MAP Rounds are in Pigott, Admin, Bannan, Engineering



<p>Postings, Announcements See Zoom. Coaches project the postings in your school room. Questions? See Corey/Arren.</p>	<p>Judge Training Pigott 308, 9am to 920am with Kim</p>																										
<p>Awards The Quad Fountain area in front of Bannan; if raining, to be announced</p>	<p>School Rooms</p> <table border="1"> <tr><td>Aurora Young</td><td>Pigott 109</td></tr> <tr><td>Bellevue Youth</td><td>Pigott 200</td></tr> <tr><td>BLV</td><td>Pigott 309</td></tr> <tr><td>Climb Online & Redmond</td><td>Pigott 309 before 920am Pigott 308 after 920am</td></tr> <tr><td>Eastside Prep</td><td>Pigott 100</td></tr> <tr><td>Evergreen</td><td>Pigott 102</td></tr> <tr><td>Harbor</td><td>Pigott 106</td></tr> <tr><td>Kenmore</td><td>Pigott 108</td></tr> <tr><td>Lakeside</td><td>Pigott 103</td></tr> <tr><td>Open Window</td><td>Pigott 101</td></tr> <tr><td>Seattle Country Day</td><td>Pigott 201</td></tr> <tr><td>St. Thomas</td><td>Pigott 202</td></tr> <tr><td>University Prep</td><td>Pigott 205</td></tr> </table>	Aurora Young	Pigott 109	Bellevue Youth	Pigott 200	BLV	Pigott 309	Climb Online & Redmond	Pigott 309 before 920am Pigott 308 after 920am	Eastside Prep	Pigott 100	Evergreen	Pigott 102	Harbor	Pigott 106	Kenmore	Pigott 108	Lakeside	Pigott 103	Open Window	Pigott 101	Seattle Country Day	Pigott 201	St. Thomas	Pigott 202	University Prep	Pigott 205
Aurora Young	Pigott 109																										
Bellevue Youth	Pigott 200																										
BLV	Pigott 309																										
Climb Online & Redmond	Pigott 309 before 920am Pigott 308 after 920am																										
Eastside Prep	Pigott 100																										
Evergreen	Pigott 102																										
Harbor	Pigott 106																										
Kenmore	Pigott 108																										
Lakeside	Pigott 103																										
Open Window	Pigott 101																										
Seattle Country Day	Pigott 201																										
St. Thomas	Pigott 202																										
University Prep	Pigott 205																										
<p>Snacks and Lunch Pigott 203 IMPORTANT: Get food and leave the room and area as quickly as possible</p>																											
<p>Tournament Help, Info Corey, Arren available Pigott 204</p>																											
<p>Tabulation Room <i>Please go to Corey or Arren first in Pigott 204</i> Pigott 208</p>																											

TOURN. SCHEDULE NOVEMBER 18, 2023 (All times Pacific Coast Time)

9:00am, Judge Training, Debaters check in with Coaches

By 9:20am, COACHES REPORT ANY MISSING TEAMS AND JUDGES

If a team is missing a debater—they just have one of the debaters give two speeches.

9:20 Round 1—Announcements

9:30 Round 1—Topic announced, Debate begins

TEAMS WITH “BYES” or missing opponents, BE on standby as we’ll try to get you a team to debate.

20 minutes Prep, Judges submit winner and points by 10:50am.

11:40 Round 2

MISSING JUDGE? ALWAYS REPORT THAT TO TAB WHEN 7 MINUTES LATE.

20 minutes Prep, Judges submit winner and points by 1:00pm.

Lunch break after Round 2

1:50pm Round 3

Impromptu Topic announced.

30 minutes Prep, Judges submit winner and points by 3:10pm.

3:50 Round 4

Impromptu Topic announced.

30 minutes Prep, Judges submit winner by 5:10pm.

5:40 Awards, Expected completion 6:00pm

ALL JUDGES EMAIL BALLOT IMMEDIATELY AT END OF ROUND (by replying to emailed ballot).

Then, if a debate, talk to debaters after emailing ballot.

Then, all judges, TYPE IN ONLINE COMMENTS.

MIDDLE SCHOOL 3 ON 3 PARLI DEBATE

1. Middle School Topics (November)

- Rounds 1 and 2: The justices of the Supreme Court of the United States ought to be term-limited.
- Round 3 and 4: Impromptu Topic

2. Middle School Debating Times

Topic announce, 20 minutes prep (30 minutes prep for impromptu topics)

Opp teams go to another room to prepare.

- Prop 1st speaker: 5 minutes (present prop case)
- Opp 1st speaker: 5 minutes (respond to prop case and present opp case)
- Prop 2nd speaker: 5 minutes (defend prop case, respond to opp case, if time, add to prop case)
- Opp 2nd speaker: 5 minutes (defend opp case, defend responses to opp case, respond to new points)
- Opp 3rd speaker: 5 minutes (show partners' won the opp case and defeated the prop case)
- Prop 3rd speaker: 5 minutes (show partners' won the prop case and defeated opp case)

3. Middle School Debating Rules

AT ALL TIMES—TREAT EACH OTHER RIGHT—WITH SUPPORT.

Middle School Debaters can be aged 10 to 14; exceptions to this require Jim Hanson's approval.

Prep Time Rules

- You CAN view materials you researched/prepared before prep time started EXCEPT you cannot do this if it is an impromptu topic.
You CAN talk with your debate partners
You CAN hand write notes/flow arguments for your speeches.
- You CANNOT research online during prep time.
You CANNOT get debating help from coach(es) or parent(s) during prep time.
- NOTE YOU CANNOT USE typed items during the debate except for ADA reasons.
- **Debating in Person—use the Tournament provided colored flow paper.**

During the Debate

- You CAN use HAND WRITTEN notes prepared during Prep Time. In Person? **The notes must be on the tournament provided colored flow paper.**
You CAN pass notes or text message/chat with your debate partners.
You CAN quietly speak with your debate partners who are not speaking.
- You CANNOT view nor use materials during the debate that were prepared before prep time.
You CANNOT use materials on your computer/tablet/phone during the debate except for ADA reasons. Use handwritten notes ONLY and use your computer only for Zoom.
You CANNOT research during the debate.
You CANNOT get help from coach(es) or parent(s) during the debate.
You CANNOT speak to teammates who are speaking.
- No heckling.
- POIs (questions/short arguments) allowed in ALL speeches for the middle 3 minutes of the speeches.
- Each speaker must take two POIs except they do not take POIs requested less than 30 seconds after taking a POI.
- When there is an impromptu topic for a debate, logic and reasons should be given just as much weight as a debater citing a study/statistic/fact.

PARENTS

We welcome parents supporting their children's growth as speakers! We ask that you abide by our tournament rules:

- You may watch your child debate in their debating/speaking room.
- No video recording, no photographs, no screen shots during debate or speech rounds.
- Please, no talking with students from other schools.
- Spectators should remain neutral and quiet during the round. You may applaud for all competitors after the final speech.
- We encourage you to be supportive of your debater/speaker.
- Complaint about a judge? Two things: 1) Remember not everyone agrees even if you feel really strongly your child should have won. 2) If a judge violated a rule and especially if they did not treat students with courtesy and respect—please report it to your coach who can bring the issue to the attention of the tournament directors.
- **PLEASE DO NOT TAKE FOOD UNLESS YOU KNOW YOUR COACH HAS PAID FOR FOOD.**

JUDGES

Thank you for serving as a judge. You are helping students grow and become better communicators.

- **ALL Judges carefully read and follow the judging instructions given to you.**

Debate Ballots are sent via email. Judges do the following at the end of a round:

1. ASAP, **EMAIL REPLY** your ballot with the winner and speaker points for the debate.
2. Give constructive feedback to debaters orally (you don't do this for speaking events).
3. **After oral feedback, submit Reason for Decision and Comments Form:** with 1) Arguments that persuaded you to vote for the team you did; 2) at least 1 good thing each debater did; 3) at least 1 thing each debater needs to improve on.

- **ALL Judges carefully read and follow the judging instructions given to you.**

Speech Ballots are sent via email. Judges do the following at the end of a round:

1. ASAP, **EMAIL REPLY** your ballot with the rankings and speaker points.
2. **Give Feedback for each and every speaker you judged using the Online Form Link provided.**

COACHES

We want to make sure you and your team know what is going on—topics, pairings, etc.

- All announcements and postings will happen over zoom.
- We will also do announcements over zoom.
- Issues/concerns during the tournament—please contact Corey or Arren in Pigott 204.
- Have a judge no show before the tournament starts? Notify Jim Hanson (hansonj@seattleu.edu) as soon as possible and provide a replacement judge.

CHECK-IN

Skip it. Just go to your School Room. Jim will email invoices. Jim can be found in Pigott 208.

WIRELESS

Use this wireless network: SU-visitor (to our knowledge, no passwords/just connect to it)

LIGHT SNACKS AND LUNCH

--Provided in Pigott 203 for judges, debaters, and coaches

PLEASE PROMPTLY ENTER, GET YOUR FOOD AND LEAVE THE AREA to reduce congestion.

--Parents, PLEASE DO NOT TAKE FOOD IF YOU DID NOT PAY FOR IT.

--We recommend eating breakfast before coming to the tournament

--Morning mini-breakfast: have one half bagels, muffin, doughnut, or croissant—please take just one item

--After Round 1 lunch, soup and salad plus breadstick—please take just one serving of each

--In the later afternoon, pizza slice snack—take 1 slice of pizza.

--Please clean up messes/throw away your garbage after eating.

BATHROOMS

Please feel free and supported to use the bathroom that matches the gender you identify with.

There is no gender neutral bathroom in Pigott (sorry) but there is one in the Engineering building next door on the first floor.

SOMEONE TREAT YOU POORLY? AN ISSUE? A PROBLEM?

Please contact your coach and coaches should contact Jim Hanson, Tournament Director. We want to help work out problems and make the tournament a positive, inclusive experience for you.

At all times, participants are expected to treat everyone at the tournament with respect, kindness, and professionalism.

From me and all of the Seattle Debate Union—welcome to the tournament! :)

Jim Hanson, Director of Forensics (Speech and Debate) and the SU team!

The Seattle Debate Union

Communication Department, Seattle University

hansonj@seattleu.edu (email is best; my other email addresses work as well)

360-536-1983 text; call only if very urgent