

---

# Seattle University MS Debate Tournament

---



## Welcome Packet

Saturday March 9, 2024

Version 1.1

*Notice: All participants are subject to the participation waiver form posted on the tournament invitation page and must sign this waiver.*

# Welcome to the Seattle University March 9, 2024 MS Debate Tournament

**Please share this document with your students, parents, and judges.**

**Click on these links to find information on that subject.**

- 1. QUESTIONS? SOMETHING I CAN HELP WITH? ..... 3
- 2. EXPECTED WEATHER—BRING WARM CLOTHING ..... 3
- 3. DRIVING TO THE TOURNAMENT? ..... 3
- PARKING ..... 3
- DROP OFFS and PARKING FOR DISABILITIES PASS..... 4
- 4. LIGHT RAIL ..... 4
- 5. CAMPUS MAP Rounds are in Pigott, Admin, Bannan, Engineering ..... 5
- TOURN. SCHEDULE MARCH 9, 2024 (All times Pacific Coast Time)..... 6
- MIDDLE SCHOOL 3 ON 3 PARLI DEBATE ..... 7
  - 1. Middle School Topics (March) ..... 7
  - 2. Middle School Debating Times ..... 7
  - 3. Middle School Debating Rules..... 7
- PARENTS ..... 8
- JUDGES ..... 8
- COACHES..... 8
- CHECK-IN ..... 9
- WIRELESS..... 9
- LIGHT SNACKS AND LUNCH..... 9
- BATHROOMS ..... 9
- SOMEONE TREAT YOU POORLY? AN ISSUE? A PROBLEM?..... 9

# Questions? Please email Jim Hanson at [hansonj@seattleu.edu](mailto:hansonj@seattleu.edu)

## 1. QUESTIONS? SOMETHING I CAN HELP WITH?

Email me, Jim Hanson, at [hansonj@seattleu.edu](mailto:hansonj@seattleu.edu) (my other email addresses work as well) or text me on my cell phone at 360-536-1983.

## 2. EXPECTED WEATHER—BRING WARM CLOTHING

--[Seattle Google Weather](#)

--Dress per your school’s expectations but generally, nice casual or nicer is fine. Not dirty, no wrinkles, no inappropriate messages on clothing.

## 3. DRIVING TO THE TOURNAMENT?

--Go to Seattle University (drop off near Pigott or park in the Broadway Garage).

--The tournament happens in the Pigott Building (sometimes we use the Admin building as well)

--Note that Interstate 5 has slowdowns at all times including on the weekends.

## PARKING

--Type in 806 Broadway Seattle into your GPS to get to the Broadway Parking Garage.

--Take the James Street Exit off of Interstate 5.

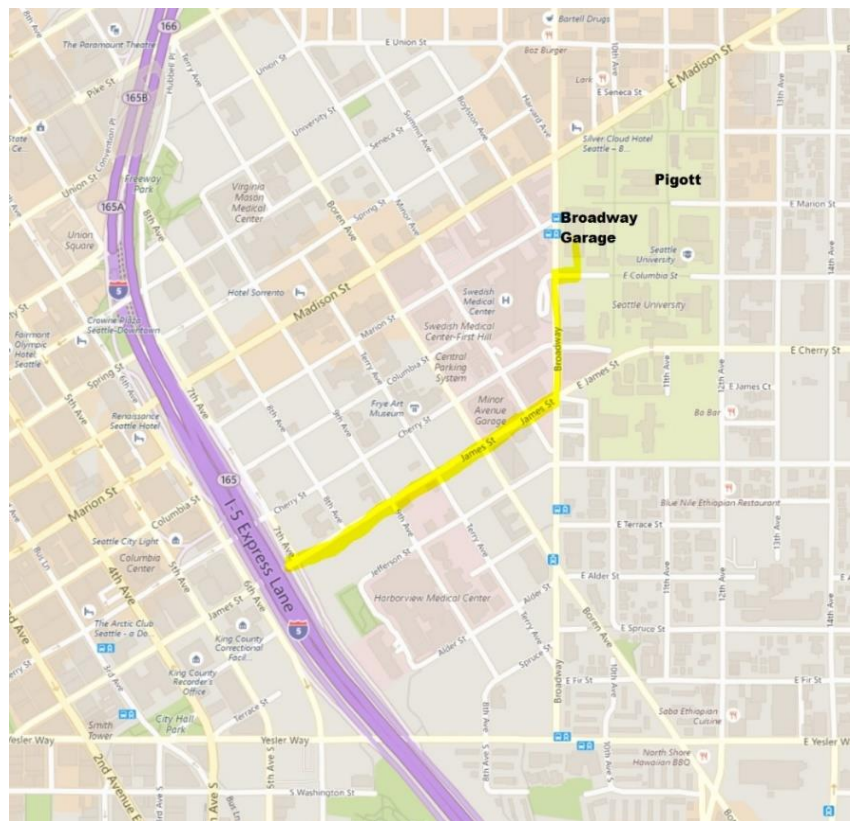
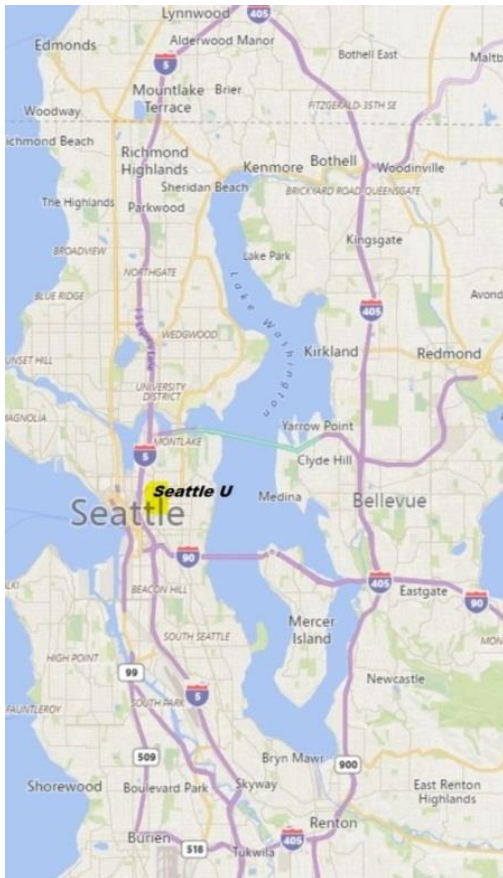
--After exiting, take James Street going east (up the hill, away from downtown).

--Make a left at Broadway.

--Drive on Broadway 2+ blocks, turn right on Columbia, and then make a left to go into the parking lot.

--Walk from the Broadway garage to get to Pigott (go down the hill to the first main walk way, turn left onto that walk way, enter Pigott on the right, then go down the stairs or the elevator to the lobby).

**\$20 per day to park. Use the phone app: paybyphone.com . <https://www.paybyphone.com/>**



### DROP OFFS and PARKING FOR DISABILITIES PASS

- GPS: 963 12th Ave Seattle to get to the drop off point.
- Take the James Street Exit off of Interstate 5.
- After exiting, take James Street going east (up the hill, away from downtown).
- After going down a hill (the road becomes Cherry St), Make a left at 12th.
- Drive on 12th 2+ blocks, then turn left at Marion Street to go into the parking lot.

#### DROP OFFS

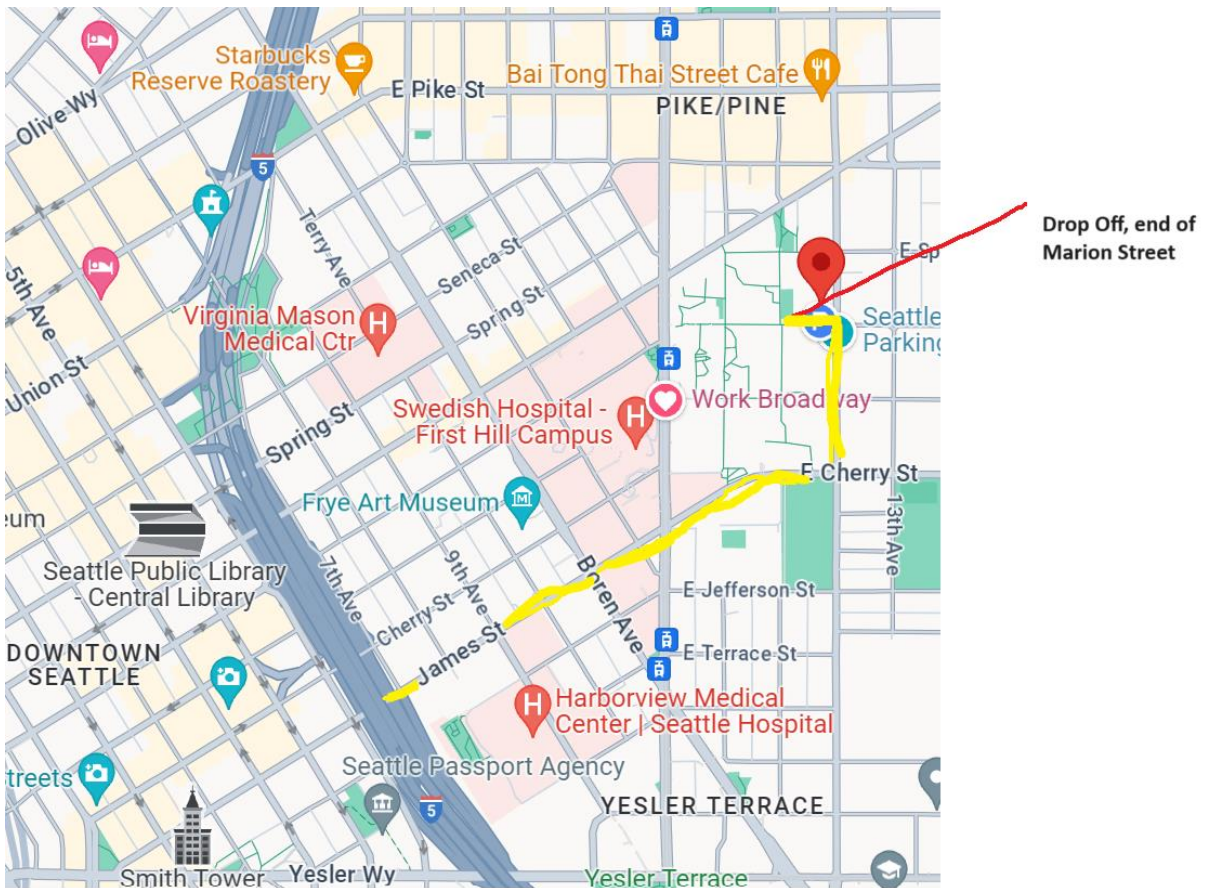
- Go to the end of that road (Marion Street) by the Pigott Parking Lot
- Drop off safely and leave to avoid backups
- Walk to Pigott which is to the right of the drop off point.

#### DISABILITY PASS

- Go down the road (Marion Street) and turn right into the Pigott Parking Lot
- There are many disability access parking spots
- Walk to Pigott which is to the right of the drop off point.

**Person with a disability? Bring disability parking permit to park in the disability access spots in the parking lot near Pigott.**

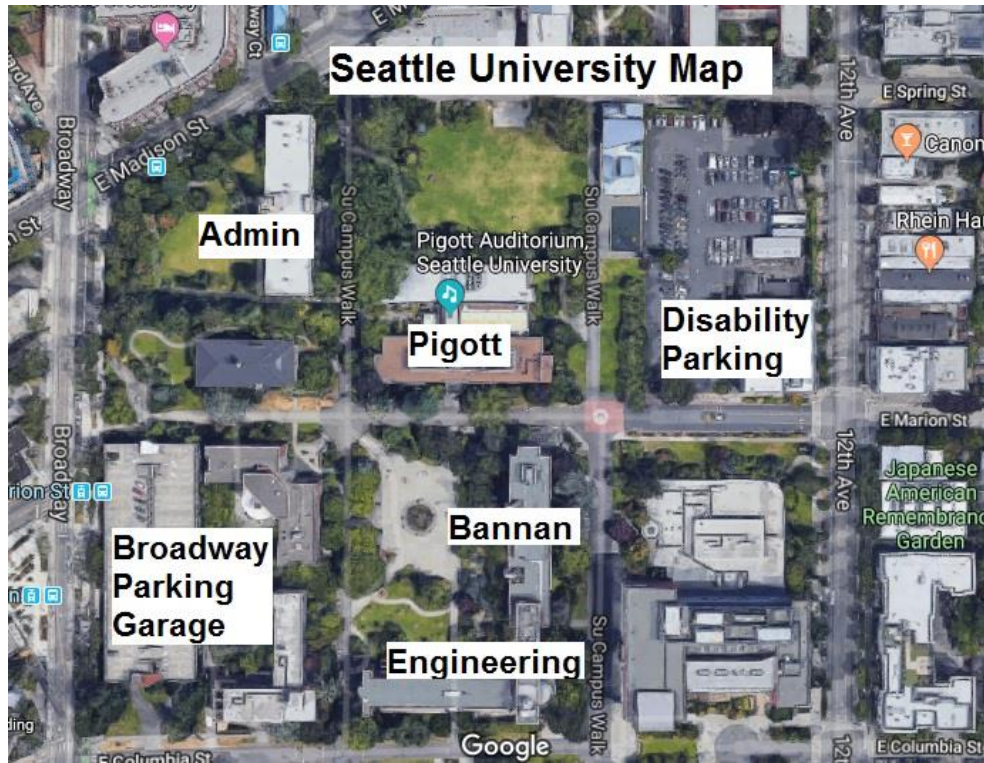
**\$20 per day to park. Use the phone app: paybyphone.com . <https://www.paybyphone.com/>**



### 4. LIGHT RAIL

Get out at the Capitol Hill Station and walk south on Broadway. Make a sharp left on Madison, enter the campus on the right. **NOTE: Take care for MAJOR construction on Madison Avenue.**

## 5. CAMPUS MAP Rounds are in Pigott, Admin, Bannan, Engineering



<p><b>Postings, Announcements</b>                  Pigott Auditorium                  And/or  <a href="#">SU Tournament Zoom Link</a>  <a href="#">March 9, 2024</a></p> <p><b>Snacks and Lunch</b>                  Pigott Lobby</p> <p><b>Tournament Help, Info</b>                  Stacy, Corey, Arren available                  Pigott 205</p> <p><b>Awards</b>                  Pigott Auditorium</p> <p><b>Tabulation Room</b>                  Please go to Stacy, Corey or                  Arren first in Pigott 204</p> <p>Pigott 208</p>	<p><b>Judge Training</b>                  Pigott 105, 9am to 920am with Kim</p> <p><b>School Rooms</b></p> <table border="1"> <tr><td>Eastside Prep</td><td>Pigott 100</td></tr> <tr><td>Open Window</td><td>Pigott 101</td></tr> <tr><td>Evergreen</td><td>Pigott 102</td></tr> <tr><td>Lakeside</td><td>Pigott 103</td></tr> <tr><td><i>Judge Training in Morning</i></td><td>Pigott 105</td></tr> <tr><td>Harbor</td><td>Pigott 106</td></tr> <tr><td>Bellevue Youth</td><td>Pigott 107</td></tr> <tr><td>Kenmore</td><td>Pigott 108</td></tr> <tr><td>Aurorae Young</td><td>Pigott 109</td></tr> <tr><td>Tyee</td><td>Pigott 200</td></tr> <tr><td>Climb Programs</td><td>Pigott 203</td></tr> <tr><td>Seattle Country Day</td><td>Pigott 204</td></tr> <tr><td>St. Thomas</td><td>Pigott 304</td></tr> <tr><td>University Prep</td><td>Pigott 305</td></tr> <tr><td></td><td>Pigott 306</td></tr> <tr><td></td><td>Pigott 307</td></tr> <tr><td></td><td>Pigott 308</td></tr> <tr><td></td><td>Pigott 309</td></tr> </table>	Eastside Prep	Pigott 100	Open Window	Pigott 101	Evergreen	Pigott 102	Lakeside	Pigott 103	<i>Judge Training in Morning</i>	Pigott 105	Harbor	Pigott 106	Bellevue Youth	Pigott 107	Kenmore	Pigott 108	Aurorae Young	Pigott 109	Tyee	Pigott 200	Climb Programs	Pigott 203	Seattle Country Day	Pigott 204	St. Thomas	Pigott 304	University Prep	Pigott 305		Pigott 306		Pigott 307		Pigott 308		Pigott 309
Eastside Prep	Pigott 100																																				
Open Window	Pigott 101																																				
Evergreen	Pigott 102																																				
Lakeside	Pigott 103																																				
<i>Judge Training in Morning</i>	Pigott 105																																				
Harbor	Pigott 106																																				
Bellevue Youth	Pigott 107																																				
Kenmore	Pigott 108																																				
Aurorae Young	Pigott 109																																				
Tyee	Pigott 200																																				
Climb Programs	Pigott 203																																				
Seattle Country Day	Pigott 204																																				
St. Thomas	Pigott 304																																				
University Prep	Pigott 305																																				
	Pigott 306																																				
	Pigott 307																																				
	Pigott 308																																				
	Pigott 309																																				

## **TOURN. SCHEDULE MARCH 9, 2024** (All times Pacific Coast Time)

**9:00am, Judge Training, Debaters check in with Coaches**

**By 9:20am, COACHES REPORT ANY MISSING TEAMS AND JUDGES**

If a team is missing a debater—they just have one of the debaters give two speeches.

**9:20 Round 1—Announcements**

**9:30 Round 1—Topic announced, Debate begins**

**TEAMS WITH “BYES” or missing opponents, BE on standby as we’ll try to get you a team to debate.**

**20 minutes Prep, Judges submit winner and points by 10:50am.**

**11:40 Round 2**

**MISSING JUDGE? ALWAYS REPORT THAT TO TAB WHEN 7 MINUTES LATE.**

**20 minutes Prep, Judges submit winner and points by 1:00pm.**

**Lunch break after Round 2**

**1:50pm Round 3**

**Impromptu Topic announced.**

**30 minutes Prep, Judges submit winner and points by 3:10pm.**

**4:00 FINALS**

**Topic announced.**

**30 minutes Prep, Judges submit winner by 5:30pm.**

**5:40 Awards, Expected completion 6:00pm**

**ALL JUDGES EMAIL BALLOT IMMEDIATELY AT END OF ROUND (by replying to emailed ballot).**

**Then, if a debate, talk to debaters after emailing ballot.**

**Then, all judges, TYPE IN ONLINE COMMENTS.**

## MIDDLE SCHOOL 3 ON 3 PARLI DEBATE

### 1. Middle School Topics (March)

Round 1 Topic: Nuclear energy programs should be expanded..

Round 2 Topic (you take the other side): Nuclear energy programs should be expanded.

Round 3 Topic: Impromptu topic #1:

Round 4 Topic: Impromptu topic #2:

### 2. Middle School Debating Times

Topic announce, Go to your debate room for your 20 minutes prep. If it is an impromptu topic, prepare in your school room for 15 minutes, then go to your debate room for the remaining 15 minutes.

- Prop 1st speaker: 5 minutes (present prop case)
- Opp 1st speaker: 5 minutes (respond to prop case and present opp case)
- Prop 2nd speaker: 5 minutes (defend prop case, respond to opp case, if time, add to prop case)
- Opp 2nd speaker: 5 minutes (defend opp case, defend responses to opp case, respond to new points)
- Opp 3rd speaker: 5 minutes (show partners' won the opp case and defeated the prop case)
- Prop 3rd speaker: 5 minutes (show partners' won the prop case and defeated opp case)

### 3. Middle School Debating Rules

**AT ALL TIMES—TREAT EACH OTHER RIGHT—WITH SUPPORT.**

***Middle School Debaters can be aged 10 to 14; exceptions to this require Jim Hanson's approval.***

#### Prep Time Rules

- You CAN view materials you researched/prepared before prep time started EXCEPT you cannot do this if it is an impromptu topic.  
You CAN talk with your debate partners  
You CAN hand write notes/flow arguments for your speeches.
- You CANNOT research online during prep time.  
You CANNOT get debating help from coach(es) or parent(s) during prep time.
- NOTE YOU CANNOT USE typed items during the debate except for ADA reasons.
- **Debating in Person—use the Tournament provided colored flow paper.**

#### During the Debate

- You CAN use HAND WRITTEN notes prepared during Prep Time. In Person? **The notes must be on the tournament provided colored flow paper.**  
You CAN pass notes or text message/chat with your debate partners.  
You CAN quietly speak with your debate partners who are not speaking.
- You CANNOT view nor use materials during the debate that were prepared before prep time.  
You CANNOT use materials on your computer/tablet/phone during the debate except for ADA reasons. Use handwritten notes ONLY and use your computer only for Zoom.  
You CANNOT research during the debate.  
You CANNOT get help from coach(es) or parent(s) during the debate.  
You CANNOT speak to teammates who are speaking.
- No heckling.
- POIs (questions/short arguments) allowed in ALL speeches for the middle 3 minutes of the speeches.
- Each speaker must take two POIs except they do not take POIs requested less than 30 seconds after taking a POI.
- When there is an impromptu topic for a debate, logic and reasons should be given just as much weight as a debater citing a study/statistic/fact.

## PARENTS

We welcome parents supporting their children's growth as speakers! We ask that you abide by our tournament rules:

- You may watch your child debate in their debating/speaking room.
- No video recording, no photographs, no screen shots during debate or speech rounds.
- Please, no talking with students from other schools.
- Spectators should remain neutral and quiet during the round. You may applaud for all competitors after the final speech.
- We encourage you to be supportive of your debater/speaker.
- Complaint about a judge? Two things: 1) Remember not everyone agrees even if you feel really strongly your child should have won. 2) If a judge violated a rule and especially if they did not treat students with courtesy and respect—please report it to your coach who can bring the issue to the attention of the tournament directors.
- **PLEASE DO NOT TAKE FOOD UNLESS YOU KNOW YOUR COACH HAS PAID FOR FOOD.**

## JUDGES

Thank you for serving as a judge. You are helping students grow and become better communicators.

- **ALL Judges carefully read and follow the judging instructions given to you.**

**Debate Ballots are sent via email. Judges do the following at the end of a round:**

1. ASAP, **EMAIL REPLY** your ballot with the winner and speaker points for the debate.
2. Give constructive feedback to debaters orally (you don't do this for speaking events).
3. **After oral feedback, submit Reason for Decision and Comments Form:** with 1) Arguments that persuaded you to vote for the team you did; 2) at least 1 good thing each debater did; 3) at least 1 thing each debater needs to improve on.

- **ALL Judges carefully read and follow the judging instructions given to you.**

**Speech Ballots are sent via email. Judges do the following at the end of a round:**

1. ASAP, **EMAIL REPLY** your ballot with the rankings and speaker points.
2. **Give Feedback for each and every speaker you judged using the Online Form Link provided.**

## COACHES

We want to make sure you and your team know what is going on—topics, pairings, etc.

- All announcements and postings will happen over zoom.
- We will also do announcements over zoom.
- Issues/concerns during the tournament—please contact Stacy, Corey or Arren in Pigott 205.
- Have a judge no show before the tournament starts? Notify Jim Hanson (hansonj@seattleu.edu) as soon as possible and provide a replacement judge.



## CHECK-IN

Skip it. Just go to your School Room. Jim will email invoices. Jim can be found in Pigott 208.

## WIRELESS

Use this wireless network: SU-visitor (to our knowledge, no passwords/just connect to it)

## LIGHT SNACKS AND LUNCH

*--Provided in Pigott Lobby for judges, debaters, and coaches*

***--Parents, PLEASE DO NOT TAKE FOOD IF YOU DID NOT PAY FOR IT.***

***--We recommend eating breakfast before coming to the tournament***

***--Morning mini-breakfast:*** have one half bagels, muffin, doughnut, or croissant—please take just one item

***--After Round 1 lunch,*** soup and salad plus breadstick—please take just one serving of each

***--In the later afternoon, pizza slice snack***—take 1 slice of pizza.

***--Please clean up messes/throw away your garbage after eating.***

## BATHROOMS

Please feel free and supported to use the bathroom that matches the gender you identify with.

*There is no gender neutral bathroom in Pigott (sorry) but there is one in the Engineering building next door on the first floor.*

## SOMEONE TREAT YOU POORLY? AN ISSUE? A PROBLEM?

Please contact your coach and coaches should contact Jim Hanson, Tournament Director. We want to help work out problems and make the tournament a positive, inclusive experience for you.

***At all times, participants are expected to treat everyone at the tournament with respect, kindness, and professionalism.***

From me and all of the Seattle Debate Union—welcome to the tournament! : )

Jim Hanson, Director of Forensics (Speech and Debate) and the SU team!

The Seattle Debate Union

Communication Department, Seattle University

[hansonj@seattleu.edu](mailto:hansonj@seattleu.edu) (email is best; my other email addresses work as well)

360-536-1983 text; call only if very urgent